

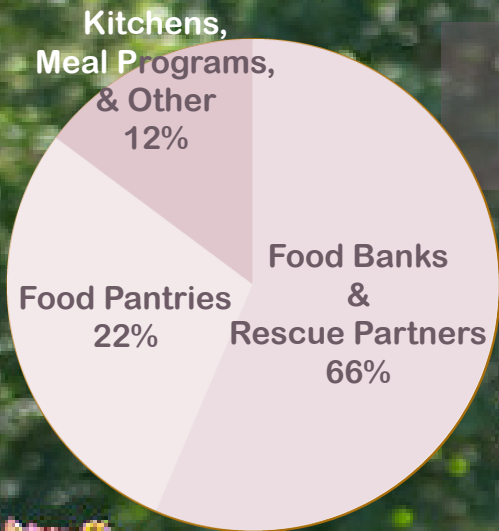
# BOSTON AREA GLEANERS

*Annual Impact Report  
2017*





## Distribution Breakdown to Agencies



## Recipient Agencies and Programs

### Food Banks and Food Rescue Partners

- Fair Foods
- Food for Free
- Food Link
- Greater Boston Food Bank
- Lovin' Spoonfuls
- Merrimack Valley Food Bank
- Hew Hampshire Food Bank
- Rhode Island Community Food Bank
- Worcester County Food Bank

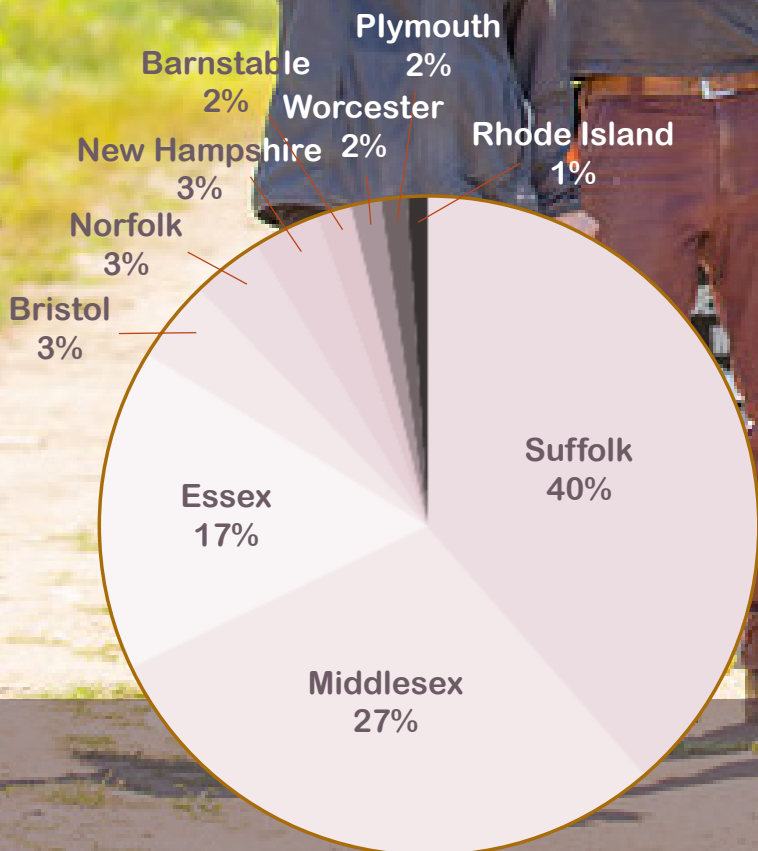
### Kitchens, Meal Programs, & Other

- Bristol Lodge Soup Kitchen
- Commonwealth Kitchen
- Community Servings
- Daily Table
- GreenRoots Chelsea
- Haley House Soup Kitchen
- Healthy Waltham
- MA WIC Agencies (Food Day event)
- Pine St. Inn
- Rosie's Place
- Simon C. Fireman Community
- SMOC
- SMOC: Rhodes to Recovery
- Urban Farming Institute

### Food Pantries

- A Place to Turn
- Acton Food Pantry
- Aging Well at Home JF & CS
- Arlington Food Pantry
- Baraka Community Wellness
- Belmont Food Pantry
- Beverly Bootstraps
- Burlington Food Pantry
- Centre St. Food Pantry
- Chesterbrook Community Foundation
- Colony Retirement Home
- Community Cupboard Food Pantry
- Dedham Food Pantry
- Family Table JF & CS
- Grant Manor Homeowner's Association Food Pantry
- Helping Hand Food Pantry
- Homeowner's Rehab Inc. Free Market in the Park
- Lazarus House
- Lexington Food Pantry
- Medford Community Cupboard
- Neighbors in Need
- Newton Housing Authority
- Project SOUP
- Watertown Food Pantry

## Distribution Breakdown by County



# Fiscal Overview

## Boston Area Gleaners, Inc. 2017 Operating Income and Expenses

### Income

Individual Donations (Inc. Events)	114,544
Foundation and Corporate Gifts	363,959
Earned Income	75,395
Donated Goods & Services	14,369
Other Income	20,163

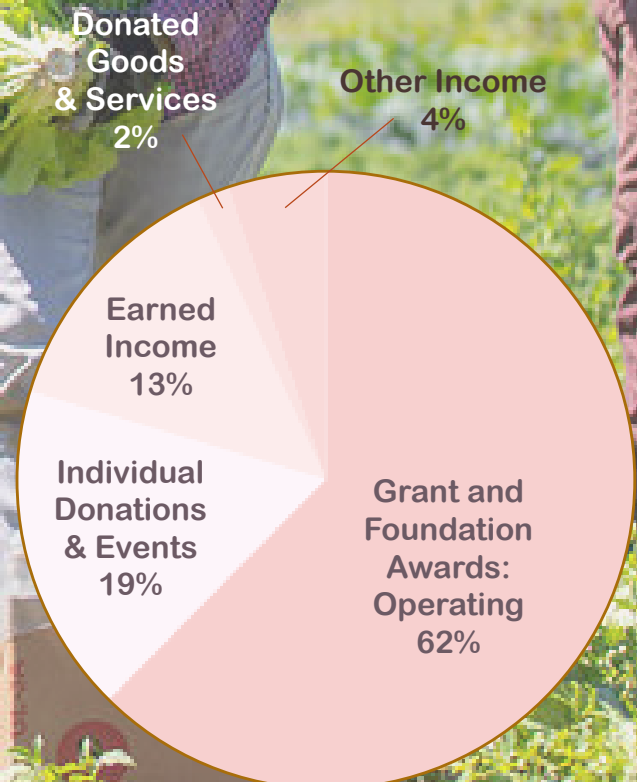
**Total Income** **\$ 588,430**

### Operating Expenses

Compensation + Expenses	306,828
Equipment Purchase & Rental*	19,605
Accounting & Legal**	7,355
Contracted Services	20,142
Repairs and Maintenance	13,830
Depreciation	27,698
Fuel	7,105
Rent	17,500
Communications	6,781
Insurance(s)	7,166
Postage & Printing***	3,966
Supplies	26,409
Training & Meeting Expenses	6,391
Marketing****	2,098
Cost of Goods Sold	15,649
Bank & Admin Fees	3,098
Miscellaneous	1,115
Licenses, Fees, & Memberships	1,856

**Total Income** **\$ 494,592**

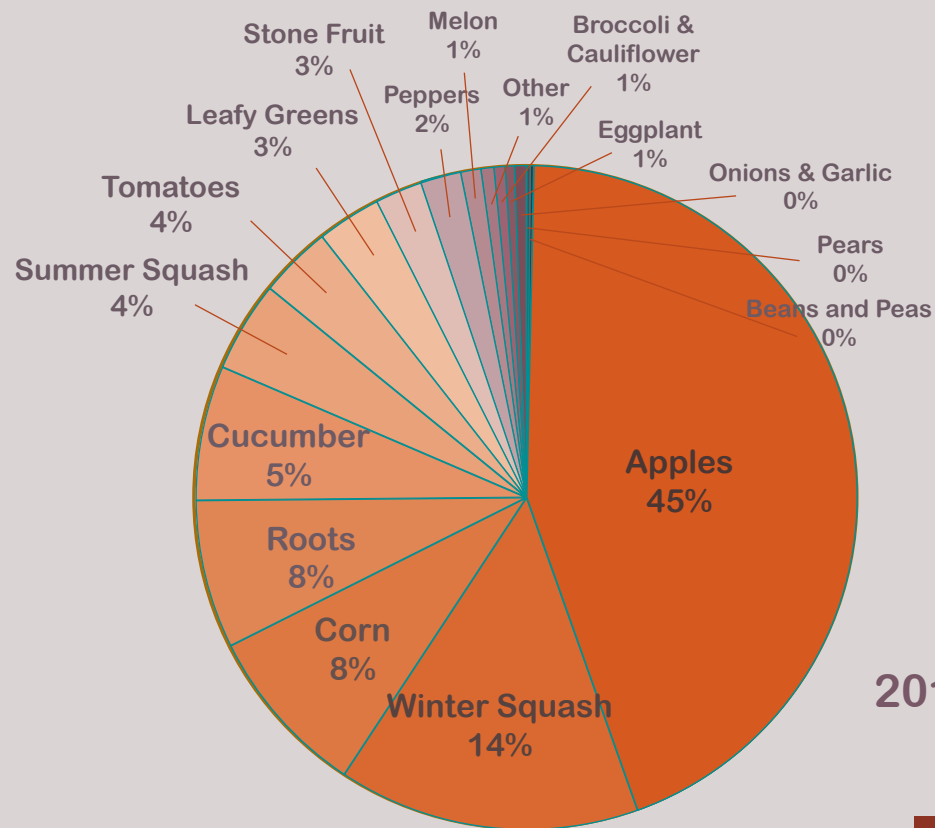
**Net Income** **\$ 93,838**



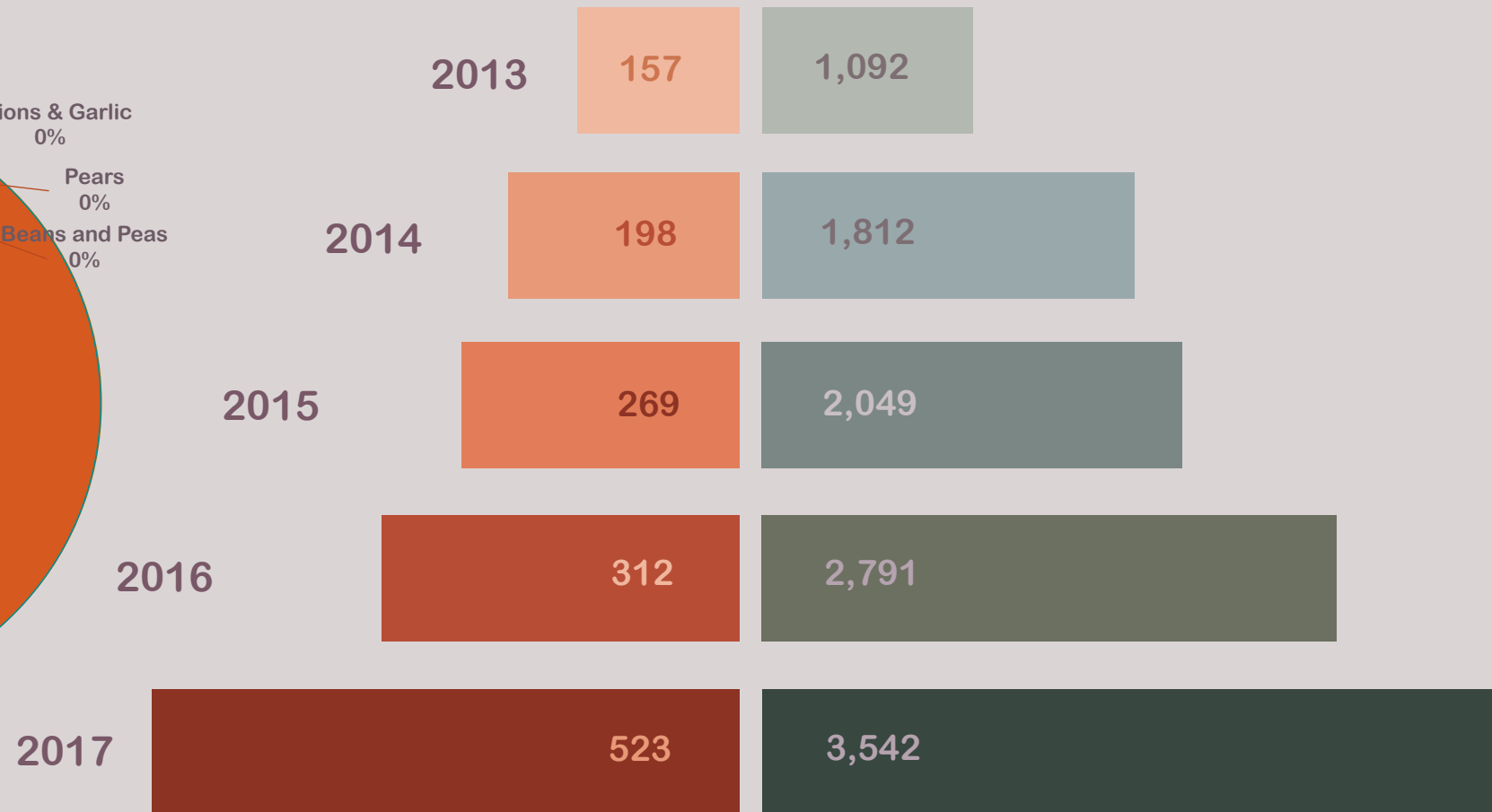
**Operating Income**



# FROM FARMS TO FAMILIES

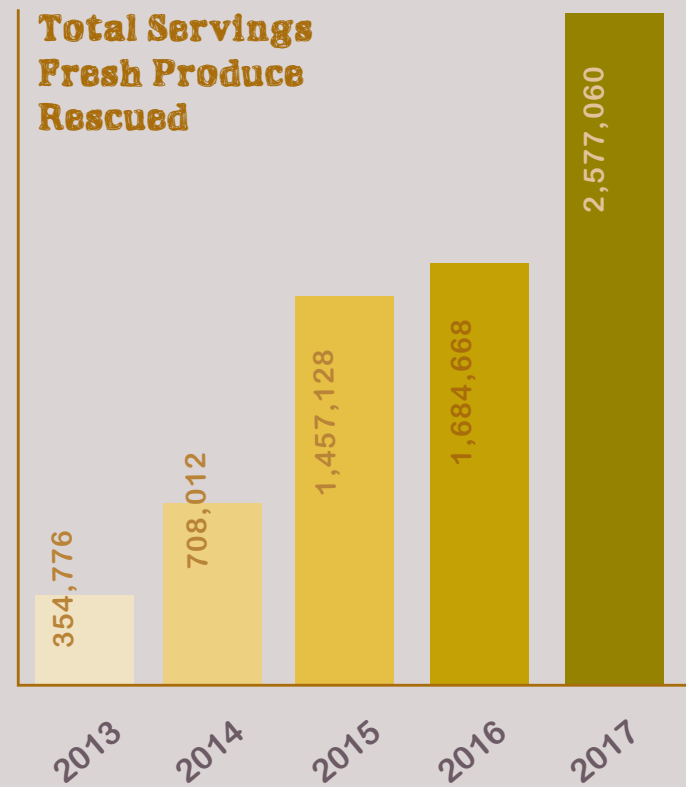


**Crop Variety Breakdown**



**Total # Unique Volunteers**

**Total volunteer Hours**



**Total Servings Fresh Produce Rescued**



## Contributing Farms

	<b>Pounds</b>
Dick's Market Garden	124,283
Connemara House Farm	91,468
Kimball Fruit Farm	74,955
Verrill Farm	70,780
The Food Project	56,359
Community Harvest Project	28,860
- Orchard at Prospect Hill Farm	24,061
Community Harvest Project	19,025
Ward's Berry Farm	15,880
Dowse Orchards	14,490
Brooksby Farm	13,928
Land's Sake Farm	13,186
Appleton Farms	12,312
Applefield Farm	10,840
Sholan Farms	10,260
Autumn Hills Orchard	5,658
Gaining Ground	5,457
The Neighborhood Farm	4,867
Barrett's Mill Farm	4,560
Barker's Farmstand	4,468
Powisset Farm	3,472
Siena Farms	3,240
Farmer Dave's	2,871
Upswing Farm	2,300
Parker Farm	2,070
Meadowbrook Farm	2,034
Hutchins Farm	1,720
Foppema's Farm	1,720
Nourse Farm	1,700
Marini Farm	1,301
Medway Community Farm	1,297
Brookwood Community Farm	1,237
Moose Hill Farm	1,136
Dancing Plover Farms LLC	984
Lexington Community Farm	900
Allandale Farm	888
Waltham Fields Community Farm	791
First Light Farm	700
The Bucco Farm	515
Littleton Community Farm	490
Farmer Tim's Vegetables	483
Two Field Farm	440
Stearns Farm CSA	384
Alprilla Farm	256
Scimone's Farm	108
Crooked Row Fields	108
Newton Community Farm	90
The Blueberry Farm	15
Silferleaf Farm	